

WHAT'S BEEN HAPPENING ON LUDF ?

PASTURE & REGRASSING

Pasture growth is currently 63 kg DM/ha, while our herd demand is 68 kg DM/ha. We continue to offer the herd 18.6 kg DM/cow/day. Supplementation levels are between 3-6 kgs DM/cow/day (silage). Our APC (Average Pasture Cover) is 2234, and pre grazing covers are 2900 and grazing to a residual of 1550.

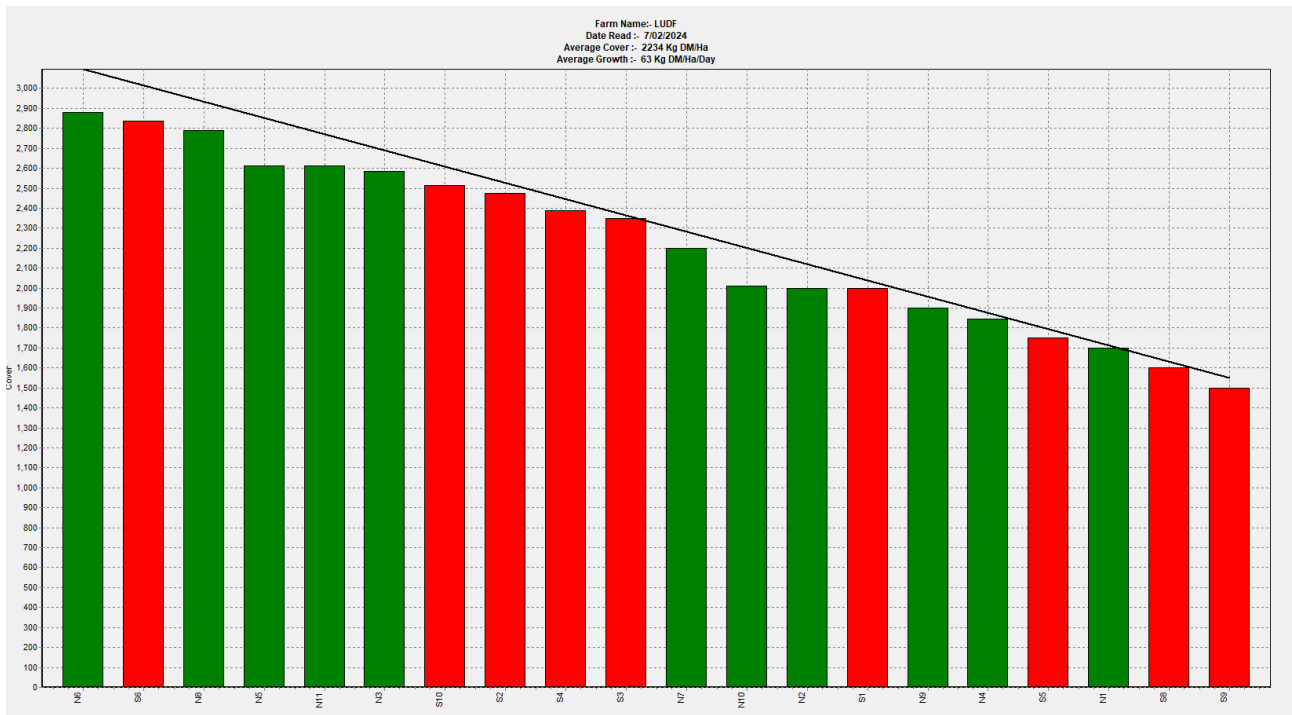
We have one paddock out for regrassing, which will be sown after our irrigation upgrade is complete (see last newsletter – this is converting moveable sprinklers to fixed grid). We have also recently cut 16 ha for baleage, this decision – was made as we were growing demand but were still fighting seed head and looking to keep quality moving forward. We will have the total area back in the round in late February.



Farm Walk – Wednesday 9am



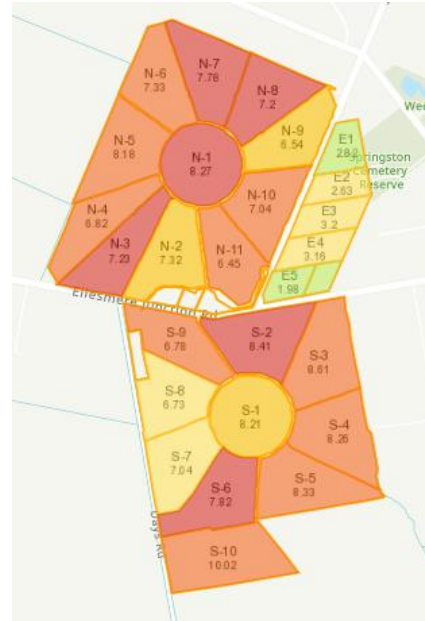
Clover is thriving



Feed Wedge

## NITROGEN USE

LUDF's adjusted our Nitrogen policy this year to ensure nitrogen is applied when response rates are greatest and when grass growth is most needed. This means applying 70% of N fertiliser allocation by end of November. This policy has meant that we have not put much N on in December and January. This will assist us in building and holding covers over our late summer/autumn period as we will look to push the round out.



**Nitrogen Heat Map**

## PLANTAIN UPDATE



**Assessing Plantain**

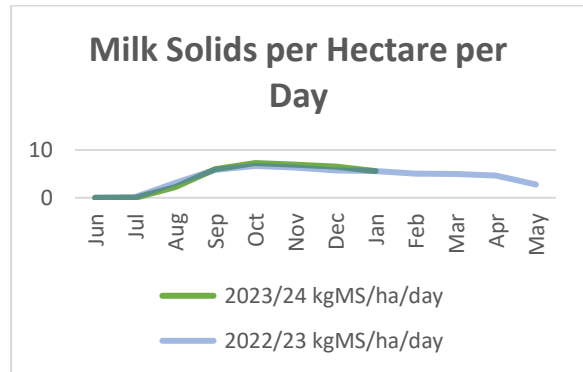
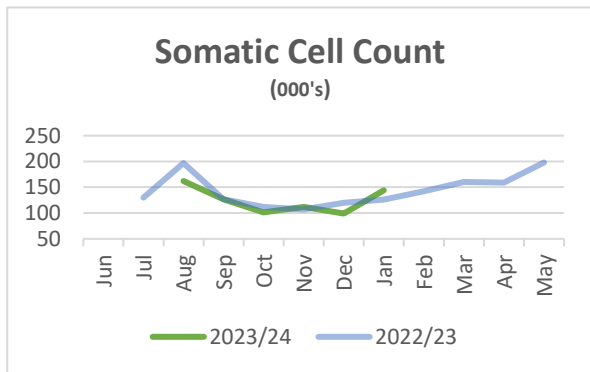
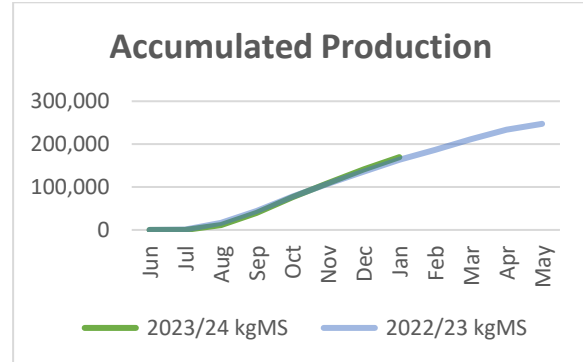
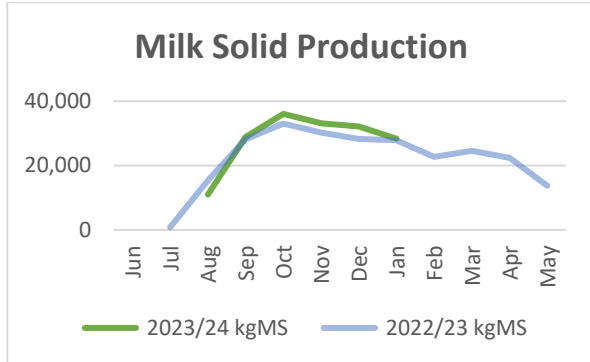


**New grass with plantain**

We are currently reviewing our plantain policy. Come to focus day to find out more. Science supports plantain in the diet reduces nitrate leaching risk while maintaining pasture production and milk production. At LUDF we have adopted plantain as a mitigation to reduce our nitrate leaching by attempting to use pure plantain pastures on 30% of the milking platform. However under the conditions at LUDF establishment and persistence have been very challenging and these issues have resulted in much lower feed supply compared to the rest of our pastures. Currently we are reviewing our strategy to determine the best pathway forward to get the benefits from plantain and maintain sustainable feed supply. We will share these findings in future newsletters and focus days.

## MILK PRODUCTION

Cows are currently producing 1.62 kg MS/cow/day and are tracking ahead of last season (lower production for the region) and are on target for 264,000 kg MS for the season. As of January, we are 3% ahead compared to last January and 4% up STD (season to date).



Herd

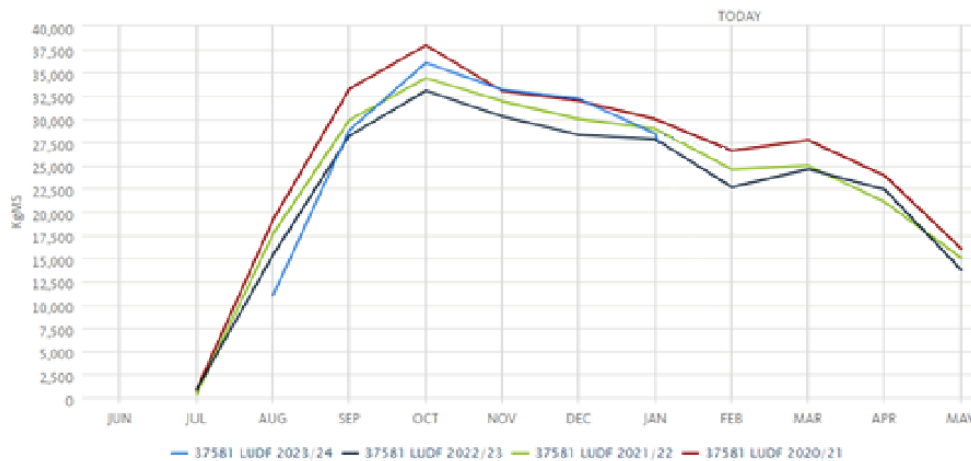
## 10 IN 7 UPDATE

LUDF implemented the 10-in-7 milking regime in the 21/22 season for which we forecasted a 5.7% drop in production. This season also threw us some challenges being a wetter season than average which resulted in less feed grown over the season, it also coincided with LUDF incorporating pure plantain swards into our farm system. Plantain took 3 weeks longer to establish compared to pasture, which further resulted in less feed grown. When we combine all three, 10 in 7, wet season and plantain establishment time, it resulted in an 8-9% drop since implementation of 10-in-7.

This season we are seeing a more typical season with our growth back to within normal ranges, which we are seeing in the vat. When we compare STD (season to date) to the 3 years of TAD (twice a day) prior to changing milking regimes, we are currently sitting at 93% of milk production season to date compared to the three-year average prior to 10-in-7. It will be interesting to see where we finish at the end of this season. See graphs below.

### 10 in 7 regime and one year TAD (20/21)

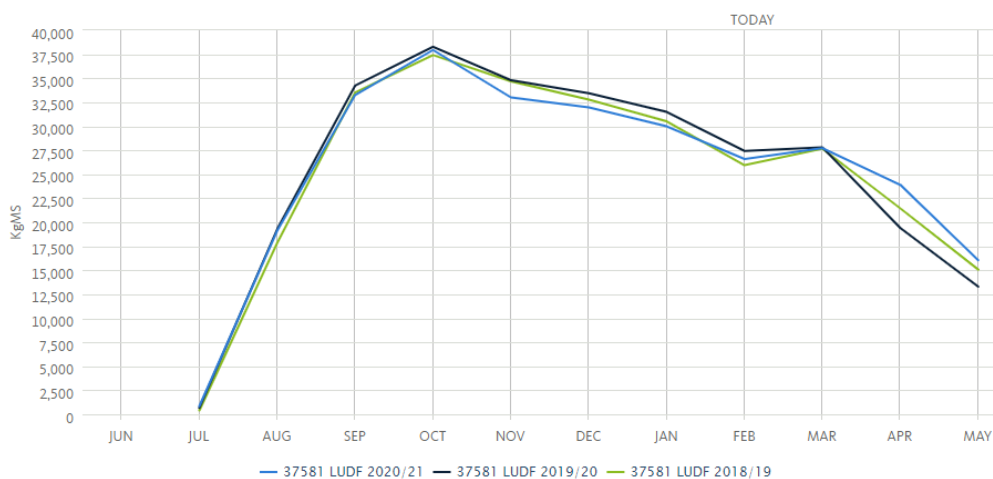
KgMS for 1 June – 31 May



NB: The current month forecast value (dotted line) is derived by analysing the trend in your collection history and applying it to the remaining days in the month. It does not take into account any factors that may make your production more or less (such as weather, feed, welfare, practices etc).

### TAD - 3 year prior to 10 in 7

KgMS for 1 June – 31 May



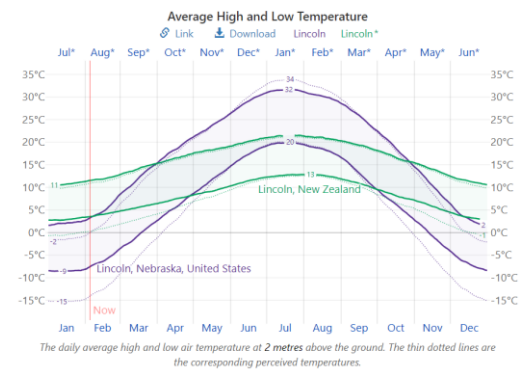
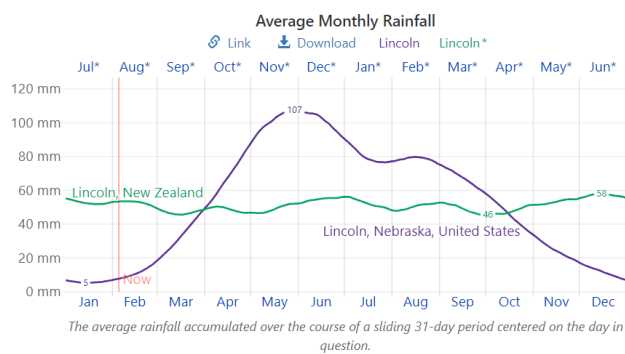
## OUR PEOPLE

We have continued the 5-2 roster over the summer holidays, and this has enabled our team members to have their leave over the summer.

In addition to this our people have commented that 10-in-7 has led to more consistent sleep, with having few early starts. It has aided in overall health and productivity, including extra time for maintenance around the farm and it has allowed for more quality time outside of work.

## FARM VISITORS

We hosted 45 agricultural students from the University of Nebraska in the new year. They are on a New Zealand farm tour and were very interested in LUDF, as not only is their university based in Lincoln, but it also has a similar rainfall, although has a much cooler winter.



Check out the full climate comparison [here](#).

## Agri Magic Visit

AgriMagic recently attended LURDF (Lincoln University Research Dairy Farm) to hear about the most recent research on plantain and low N farm systems that are running at LURDF. We then hosted to LUDF to see how plantain is performing at LUDF and to talk about the wider issues and solutions around GHG emissions, finding efficiencies on farm and people. We talked about how our reproduction project and 10-in-7 milking regime contributes to these challenges.



## University of the Third Age

LUDF also presented, alongside DairyNZ, to over 100 people who are members of the University of the Third Age. This was an opportunity to talk dairy to the wider community, and the value dairy brings to the community and New Zealand, the

## Dairy Exporter Visit



Dairy Exporter also came on farm to discuss the value of effluent and our effluent upgrade (see our last newsletter) ...

look out for the next edition for the full scoop.

### Effluent system

See you at our Focus Day next week ...



**SIDDC**  
South Island Dairying Demonstration Centre



**LUDF**  
Tomorrow's farming, today

# FOCUS DAY

LUDF – Wednesday 14 February 2024  
10.15am to 1.00pm

**INTRODUCTION & WELCOME**  
*Antoinette Archer (SIDDC Demonstration Lead)*

**LUDF FARM REVIEW**  
*Peter Hancox (LUDF Farm Manager) & Antoinette Archer*

**SCOPE THREE & LUDF's Environmental Journey**  
Virginia Serra   
Sean Spence & Louise Cook 

**WELLBEING – FARMSTRONG Live Well Farm Well**  
Jack Cocks 

**PLANTAIN – the LUDF Journey**  
*Omar Al-Marashdeh* 

 **Venue:** LUDF, Supply # 37581

 **Parking:** Entrance off Ellesmere Junction Road *(look for the flag)*

Event followed by a light lunch  
Event sponsor:  Fonterra

Enquiries:T: 03 423 0022E: [office@siddc.org.nz](mailto:office@siddc.org.nz)W: [www.ludf.org.nz](http://www.ludf.org.nz)

	KEY WEEKLY INFO	Last Week	This Week	1 Year Ago
		31-Jan-24	7-Feb-24	7-Feb-23
<b>Farm Area</b>	Grazing area (Ha)	152.4	152.4	152.7
	Re-grassing (Ha)	7.6	7.6	7.3
<b>Stock Numbers</b>	Cows currently milking to vat	555	553	539
	Cows currently milking NOT to vat	3	4	0
	Total cows milking	558	558	539
	Once-a-day milking cows	12	15	8
	Lame cows current	12	15	8
	Dry cows on farm	0	1	1
<b>Milk Production</b>	Current bulk milk SCC (tgt below 150) (SCC)	143	166	135
	Milk Solids per cow (kg MS/cow)	1.62	1.61	1.55
	Protein:Fat ratio (%)	0.77	0.76	0.83
<b>Feed Budget</b>	Average pasture cover (kg DM/Ha)	2206	2234	2405
	Current Pasture Fed - Milkers (kg DM/cow)	12.35	11.33	17.2
	Current Silage Fed - Milkers (kg DM/cow)	6.25	7.27	0
	Current Demand per cow (kg DM/cow)	18.6	18.6	17.2
	Stocking Rate - Milkers (Cows/Ha)	3.66	3.66	3.53
	Current Pasture Demand - Milkers (kg DM/Ha)	68	68	60
	Pasture Growth Rate (kg DM/Ha)	63	63	68
	Pre-grazing cover (avg for week) (kg DM/Ha)	2940	2830	2962
	Residual (avg for week) (kg DM/Ha)	1500	1500	1550
	Round Length (Days)	19	21	25
<b>Farm Conditions</b>	Soil temp average (Aquaflex) (degree C)	17.48	16.9	19.76
	Rainfall (mm)	0.4	0.8	0.6
	Irrigation days this week (days)	5	5	2
<b>People</b>	Current Roster	5+2	5+2	5+2
	Health & Safety Incidences	nil	nil	nil
	Milking Routine	10 in 7	10 in 7	10 in 7